


ENGLISH EDITION



PSITTACUS[®] 

BIRD NUTRITION SPECIALISTS



The main goal of **Psittacus Catalonia, S.L.** is to improve the welfare of the birds we keep in our homes and breeding centers. Since the company was born, in 1998, we have focused on the continuous development and improvement of our **PSITTACUS** parrot food range, based on the experience of our breeding facilities and other collaborating centers.

The products in this range have been formulated to perfectly meet the specific nutrient requirements of psittacine birds according to their feeding strategy, their physiological status and their age. This has led us to develop foods and hand feeding formulas of very different characteristics which allow the correct feeding of both adult birds (breeding and non-breeding) and growing chicks.

The innovative features of the **PSITTACUS** range have enabled a very important improvement of the breeding protocols of many species, in particular, those concerning to hand-rearing. The improvement of the well-being that this entails, has a very important positive impact both on breeding results and the vigour and the viability of the chick.

The **PSITTACUS** range is our main contribution to the improvement of psittaculture and, with it, to the propagation of endangered species populations for which captive breeding is fundamental.



Xavier Viader · Teresa Masuet



Welcome to a complete visit to Psittacus Catalonia



CONTENTS

PRODUCT RANGE	3
WHY A COMPLETE FOOD?	5
OUR EXTRUDED PELLET	7

HAND-FEEDING FORMULAS

Hand-feeding formula selector	9
Hand-feeding formulas	11
Before selecting a hand-feeding formula	12
How to prepare a hand-feeding formula	13
Video instructions	14
Psittacine Crop Milk	15
Frugivorous Psittacine Crop Milk	16
Neonatal Hand Feeding	17
Frugivorous Neonatal Hand Feeding	18
High Energy Hand Feeding	19
High Energy Plus Hand Feeding	20
High Protein Hand Feeding	21
Lory Special Hand Feeding	22
Parrot Hand Feeding	23
Mini Hand Feeding	24
Cockatoo Special Hand Feeding	25
Eclectus Special Hand Feeding	26
General Recovery	27
Soft Tubes	28

MAINTENANCE FORMULAS

Maintenance and Breeding formula selector	29
Feeding recommendations: Maintenance formulas	31
High Energy	32
High Protein	33
Mini	34
Minor	35
Micro	36
Omega	37
Feeding recommendations: Lory Gel, Lory Nectar, Lory Diet, Lory Pearls ..	38
Lory Gel	39
Lory Nectar	40
Lory Diet	41
Lory Pearls	42

MULTI-SPECIES DRY FOODS

Feeding recommendations	43
Parrot Maintenance	44
Parrot Breeder	45

BREEDING FORMULAS

Feeding recommendations: Breeding formulas	46
High Energy Breeding	47
High Protein Breeding	48
Feeding recommendations: Microspheres 20/10 / How to prepare it	49
Microspheres® 20/10	50
Feeding recommendations: Eggfood	51
Eggfood	52

SUPPLEMENTS

Feeding recommendations: Silex Grit	53
Feeding recommendations: Calcium Grit	54
Feeding recommendations: Vitamin-Mineral Supplement	54
Feeding recommendations: Sprouting Helper	54
Silex Grit Fine/Coarse	55
Calcium Grit Fine/Calcium Grit Coarse	56
Vitamin-Mineral Supplement	57
Sprouting Helper	58

GUARANTEED ANALYSIS	59
----------------------------------	----

PSITTACUS

PRODUCT RANGE

100%
Non-GMO
Ingredients



HAND-FEEDING FORMULAS



MAINTENANCE FORMULAS



MULTI-SPECIES

BREEDING FORMULAS

SUPPLEMENTS

WHY A COMPLETE FOOD?

Seeds vs pellets

The seed mixture has been the traditional way of feeding birds. There is the conception that seed mixtures are a more natural way to feed birds in captivity. However, the seeds that we have available in the market are those that we have been able to cultivate and that have an economic interest, because we use them for the production of oil, as the basis of our food or for the feeding of production animals. All have been genetically modified over centuries of cultivation and selection. Therefore, they are not the seeds that birds consume in their natural habitat.

On the other hand, a mixture of seeds allows us to adjust only some macro-nutrients such as fat or protein, but it does not allow us to adjust the profile of fatty acids or amino acids.

For example, the African grey parrot has a diet based on palm nuts with a very different fatty acid profile compared to sunflower seeds commonly included in seed mixtures and first choice of birds.

Palm nuts



Sunflower seeds



When it comes to micronutrients, vitamins, minerals and trace elements, seed mixtures have many deficiencies: calcium, phosphorus, sodium, manganese, zinc, iron, selenium, iodine, vitamins A, D, K, B2, B5, B3, B12, choline.

These deficiencies force to complement the diet with expensive supplements that rarely adjust to the specific deficiencies of each particular mixture. In addition, poor diet entails lower production, fertility and chick viability.

Lastly, it should be remembered that between 40 and 60 % of a seed mixture are husks. Therefore, a large volume of waste is generated, that together with what it has been mentioned above, it makes them unprofitable.

On the other hand, a pellet allows us to focus on the nutrients and adjust them to the specific requirements of each species or group of species with similar feeding strategies and to their physiological status.

In addition, each particle of pellet is exactly the same nutritionally, it is balanced and it is consumed in its entirety (there are no losses). Therefore, it does not allow selection by parrots. To provide variety to the diet and stimulate feeding behaviours, we recommend supplementing with vegetables and fruit, which allow us to provide enrichment in relation to texture, colour, flavour, size and moisture level.

A balanced pellet adjusted to the physiological status allows us to provide the necessary nutrients for the correct development and well-being of the bird. Additional supplements are not necessary, rather they are contraindicated. A well-fed parrot is capable of defending itself against possible pathogens and does not need preventive treatments. In addition, optimal feeding increases longevity and fertility, allowing greater production as well as greater viability of chicks.



OUR PROPOSAL

○ ○

33 % Consumed seeds (hulled seeds)
approx

22 % Husks of seeds consumed

44 % Uneaten seeds



○ ○

100 % Edible

OUR EXTRUDED PELLET

Most of our products are extruded. Simply put, the process of extrusion is cooking at high temperature, humidity, and pressure for a short period of time. At the end of the process, the mixed ingredients are pushed out through the die that shapes the final product.

Extrusion is widely used in the production of pet food for dogs and cats. Its use is also highly extended in the human food industry, such as in the production of breakfast cereals, pasta, snacks, toasted bread or biscuits, among many others.

The extrusion process of our products consists of two phases:

Phase 1: Extrusion: The mixture of ingredients go through several sections of the extruder:

Preconditioner

Water and steam are added to the mixture of ingredients to increase its moisture content and prepare it for cooking. During this process, the gelatinization of the starch begins, which will make it more digestible.

Extruder

We use a twin-screw extruder because it allows better kneading and more uniform cooking. In addition, this type of extruder allows us to obtain greater expansion, so the finished product obtains a very interesting texture for parrots. During the extrusion process itself, the food is cooked between 120-140 °C.

Matrix

The product is pushed out through the matrix to obtain the desired shape.

Phase 2:

Drying and cooling

The pelleted food is dried and cooled, reaching a maximum of 7-8 % moisture. This process inhibits fungal and bacterial growth and increases the shelf life of the product.

Coating

Once the pellets have cooled down, we apply a coating that contains oils and vitamins are added. This process guarantees that the final product maintains its optimal nutritional composition and also makes it highly palatable.

What are the main benefits of the extrusion?



- Nutrients are more digestible.
- Some nutrients are better preserved.
- Anti-nutritive factors are eliminated.
- The level of pathogens such as moulds and bacteria are eliminated.
- Increases the stability and safety of the product, therefore, the product has longer shelf life.
- Increases the palatability of the product.

We also highlight



PSITTACUS does not use artificial colours:

- They are prohibited by EU law. They do not provide any advantage to the product.
- Most parrots select some colours over others on a regular basis, generating unnecessary losses.
- Non GMO.
- Natural antioxidants.

Our packaging consists of three-layer plastic bags that ensure the protection of the food from light, humidity, odour and external conditions, thus increasing the shelf life and ensuring that they reach the final consumer with the maximum guarantee.



HAND-FEEDING FORMULA

SELECTOR

MADE WITH
NON GMO
INGREDIENTS

Early-age hand-feeding formulas

1st phase

2nd phase

Follow-on
hand-feeding
formulas



Psittacus
Ara
Poicephalus
Pionites melanocephalus



Psittacine Crop Milk



Neonatal



High Energy



Anodorhynchus hyacinthinus
Probosciger aterrimus
Guaruba guarouba
Ara chloroptera
Ara ambiguus



Psittacine Crop Milk



Neonatal



High Energy Plus



Amazona
Pionites menstruus
Psittacula



Psittacine Crop Milk



Neonatal



High Protein



Eolophus
Cacatua



Psittacine Crop Milk



Neonatal



Cockatoo Special



Aratinga
Eolophus
Agapornis
Platycercus
Neophema
Nymphicus
Melopsittacus



Psittacine Crop Milk



Mini



Psittacula
Aratinga
Myiopsitta monachus



Psittacine Crop Milk



Neonatal



Parrot Hand Feeding



Psittacine Crop Milk



Parrot Hand Feeding



Pionites leucogaster
Pyrrhura



Frugivorous Psittacine
Crop Milk



Frugivorous
Neonatal



High Protein



Parrot
Hand Feeding



Eclectus



Frugivorous Psittacine
Crop Milk



Frugivorous Neonatal



Eclectus Special



Loriini Tribe



Frugivorous Psittacine
Crop Milk



Frugivorous Neonatal



Lory Special

HAND-FEEDING FORMULAS

Ideal for hand-rearing parrot chicks

Hand-feeding formulas are ideal for hand-rearing baby parrots.

These hand-feeding formulas have been formulated to constitute 100 % of the diet of a parrot chick during the entire growth period: from birth to fledging.

For most species the hand-rearing process requires the use of 3 different hand-feeding formulas. The composition of each formula is adapted to meet the specific nutrient requirements of the chick and its digestive capacities at the given age.

At weaning phase the hand-feeding formula should be gradually replaced by the most suitable juvenile or adult formula for the species.

While refrigeration of the hand-feeding formulas is not advised, freezing is possible if they are kept in hermetically sealed containers.

PSITTACUS also has a hand-feeding formula for recovering adult birds.

PSITTACINE CROP MILK	FRUGIVOROUS PSITTACINE CROP MILK
NEONATAL	FRUGIVOROUS NEONATAL
HIGH ENERGY	HIGH ENERGY PLUS
HIGH PROTEIN	LORY SPECIAL
PARROT HAND FEEDING	MINI
COCKATOO SPECIAL	ECLECTUS SPECIAL
GENERAL RECOVERY	

Actual size

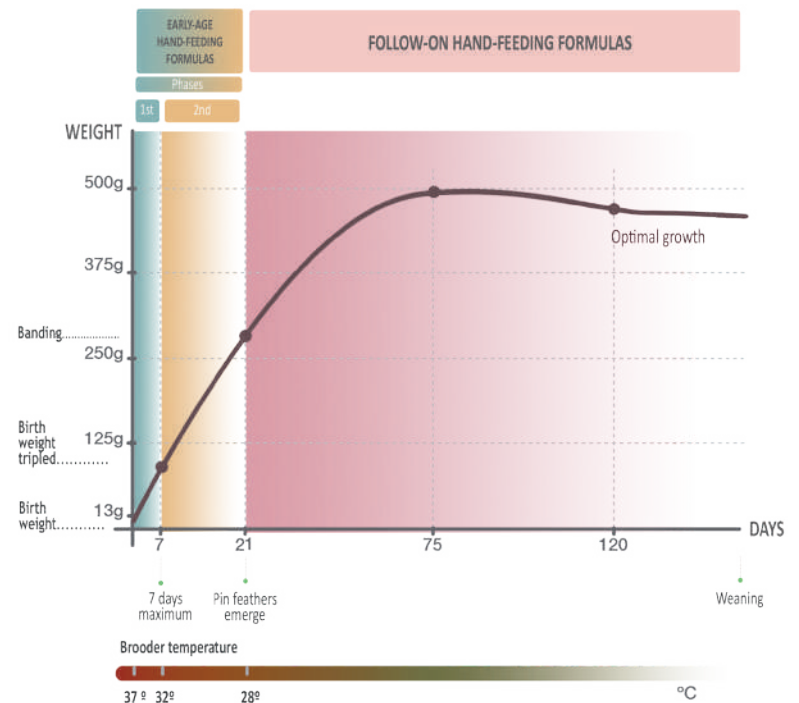
BEFORE SELECTING A HAND-FEEDING FORMULA

It is important to properly select the hand feeding formula according to the species. The hand feeding formula selector allows you to graphically identify the species to raise (see pages 9 and 10).

However it is also important to select the hand feeding formula according to **the age of the bird**. There are two groups of hand feeding formulas: those indicated for the neonatal phases and those indicated for the follow-on phase. The turning point is the moment when feathers begin to emerge. This is the time when neonatal hand feeding formulas should be replaced by follow-on hand feeding formulas.

If the chick does not have feathers yet, we should select a hand feeding formula from the early-age hand-feeding formulas' group. As it is indicated in the graph, if it is a newly hatched chick a neonatal hand feeding formula from the 1st phase should be selected (a crop milk). These are hand feeding formulas highly concentrated that can only be offered during a very limited period of time, until 5-9 days of life (depending on the species). From that moment on, the crop milk should be progressively replaced by a neonatal hand feeding formula of the 2nd phase. For some species, it is possible to switch from the Crop Milk directly to the follow-on hand feeding formula, extending the transition period between the two. The follow-on hand feeding formula should be used until pin feathers begin to emerge, at which point, we should switch to the relevant follow-on hand feeding formula.

A correct use of the neonatal hand feeding formulas of the 1st phase allows the bird to double the hatching weight on the third day, and triple it on the sixth day just like it happens in nature. It is important to remember that a bird that grows vigorously, generates heat and **does not require high temperatures. Therefore we should reduce quickly the brooder temperature. We also recommend that the birds are kept in non-homogeneous temperature brooders, with a lateral heat source, giving the bird the choice to approach or move away from the heat source.**

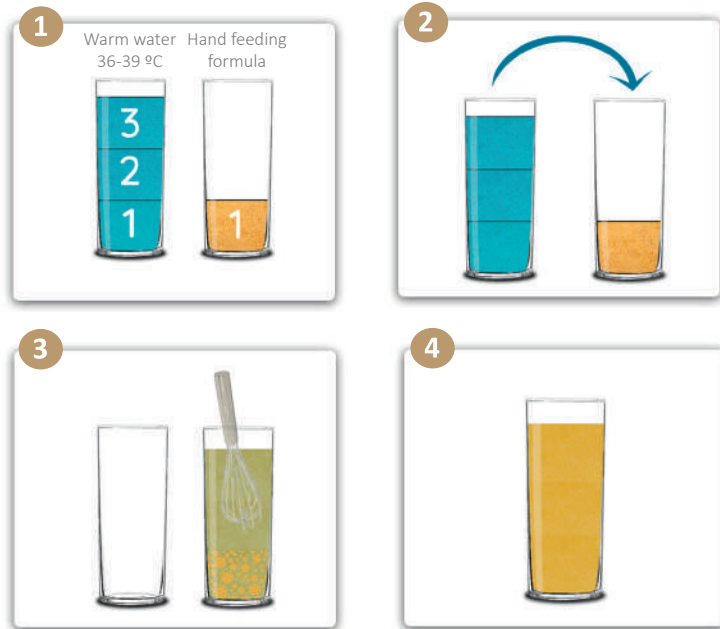


HAND-FEEDING FORMULAS

Ideal for hand-rearing parrot chicks

HOW TO PREPARE A HAND-FEEDING FORMULA

Concentration of 25 % (25 % powder formula+ 75 % water).



- 1 Put **1 part** (25 %) of hand-feeding formula in a bowl.
- 2 Add **3 parts** (75 %) of warm water (36-39 °C). Avoid using the microwave.
- 3 Mix thoroughly with a stainless steel whisk.
- 4 The formula is ready when a shaken yogurt texture is reached.

The proportion in volume is not exact, it is a simplification. The first few times the formula is prepared it is advisable **to use the proportions in weight**: 25 % formula powder in weight and 75 % water in weight.

FEEDING RECOMMENDATIONS FOR HAND-FEEDING FORMULAS

- Choose the hand-feeding formula according to the age and species of the chick to be raised.
- Intake for medium and large parrots ranges from 7 to 10 ml of reconstituted formula per 100 g of body weight at each feeding session. For smaller parrots, intake is higher, up to 16 ml per 100 g body weight. The bird's crop should be full, but not overstuffed.
- Confirm that the crop is empty in the morning.
- Transitions from one formula to the other should be done progressively.
- We recommend administering the formula using a soft tube.
- Leftover formula must be discarded after each feeding session.
- After opening, store in an air-tight container in a cool, dry place.



How to prepare
an early-age
hand-feeding
formula
(1st phase)



How to prepare
an early-age
hand-feeding
formula
(2nd phase)



How to prepare a
follow-on
hand-feeding
formula

HAND-FEEDING FORMULAS

Ideal for hand-rearing parrot chicks



Psittacine Crop Milk

This early-age hand-feeding formula is ideal for hand-rearing granivorous parrot chicks during the 1st neonatal phase of the early-age period. It should be fed from hatching until 5-9 days of life, depending on the species.

This product is an exclusive, highly concentrated and digestible hand-feeding formula. It contains papaya which favours digestive transit. It is especially recommended for breeders who incubate eggs artificially. It provides vigorous growth similar to those achieved by the best breeding pairs. This vigour promotes health and minimises the risk of contracting diseases.

We recommend feeding the appropriate amount over several feeding sessions per day, usually 7-8 feeding sessions in the first days of life. It should be fed at a concentration of 25 % from the third day of life. On day one, the concentration should be increased from approximately 1 % in the first feeding session to 20 % in the last one.

— For more information see pages 9-14.

Analytical constituents: Crude protein 44.0 %, Crude fat 40.0 %.

Packaging: 500 g bag.



HAND-FEEDING FORMULAS

Ideal for hand-rearing parrot chicks



Frugivorous Psittacine Crop Milk

This early-age hand-feeding formula is ideal for hand-rearing frugivorous parrot chicks during the 1st neonatal phase of the early-age period. It should be fed from hatching until 7-8 days of life, depending on the species.

This product is an exclusive, highly concentrated and digestible hand-feeding formula. It contains papaya which favours digestive transit. It is especially recommended for breeders who incubate eggs artificially. It provides vigorous growth similar to those achieved by the best breeding pairs. This vigour promotes health and minimises the risk of contracting diseases.

We recommend feeding the appropriate amount over several feeding sessions per day, usually 7-8 feeding sessions in the first days of life. It should be fed at a concentration of 25 % from the third day of life. On day one, the concentration should be increased from approximately 1 % in the first feeding session to 20 % in the last one.

— For more information see pages 9-14.

Analytical constituents: Crude protein 39.0 %, Crude fat 29.5 %.

Packaging: 500 g bag.



HAND-FEEDING FORMULAS

Ideal for hand-rearing parrot chicks



Neonatal Hand Feeding

This early-age hand-feeding formula is ideal for hand-rearing granivorous parrot chicks during the 2nd neonatal phase. It should be fed from 5-8 days of life until the moment feathers begin to emerge. It is ideal for a wide variety of genera like *Psittacus*, *Ara*, *Amazona*, *Cacatua*, *Poicephalus*, *Psittacula*, *Aratinga* and *Platyercus*.

It contains a high proportion of dehydrated whole egg and papaya which favours digestive transit.

From one week of age, chicks should eat up to six times per day, although this will vary depending on the species. Crop capacity will indicate the amount to be fed at each feeding session, usually between 7-10 ml of formula per 100 g of body weight. The number of feeding sessions should decrease with age.

— For more information see pages 9-14.

Analytical constituents: Crude protein 24.0 %, Crude fat 20.0 %

Packaging: 1 kg bag.

HAND-FEEDING FORMULAS

Ideal for hand-rearing parrot chicks



Frugivorous Neonatal Hand Feeding

This early-age hand-feeding formula is ideal for hand-rearing frugivorous parrot chicks during the 2nd neonatal phase of the early-age period. It should be fed from 7-8 days of life until the moment feathers begin to emerge. It is ideal for a variety of parrot species of the Loriini tribe and of genera such as *Electus*, *Pyrrhura* and *Pionites leucogaster*.

It contains a high proportion of dehydrated whole egg and papaya which favours digestive transit. It can also be offered as a protein supplement for breeding pairs of lory and lorikeet species with nestlings.

From one week of life, chicks should eat up to six times per day, although this will vary depending on the species. Crop capacity will indicate the amount to be fed at each feeding session, usually between 7-10 ml of formula per 100 g of body weight. The number of feeding sessions should decrease with age.

— For more information see pages 9-14.

Analytical constituents: Crude protein 29.0 %, crude fat 19.0%

Packaging: 1 kg bag.



HAND-FEEDING FORMULAS

Ideal for hand-rearing parrot chicks



High Energy Hand Feeding

This follow-on hand-feeding formula is ideal for hand-rearing parrot species which need high fat diets such as those of the genera *Psittacus*, *Poicephalus*, most of *Ara species*, *Pionites melanocephalus* and *Cacatua moluccensis*. It should be fed from the moment feathers begin to emerge until weaning.

It contains crude palm oil, the most suitable vegetable fat for these species and papaya which favours digestive transit.

Daily intake ranges between 7-10 ml of formula per 100 g of body weight per feeding session. The number of feeding sessions per day will depend on the parrot's age and species. In the case of the African grey parrot, for example, this product should start to be introduced progressively from 3 weeks of life.

— For more information see pages 9-14.

Analytical constituents: Crude protein 18.0 %, Crude fat 20.0 %.

Packaging: 1 kg and 5 kg bags.

HAND-FEEDING FORMULAS

Ideal for hand-rearing parrot chicks



High Energy Plus Hand Feeding

This follow-on hand-feeding formula is ideal for hand-rearing parrot species which need especially high fat diets such as *Anodorhynchus hyacinthinus*, *Guaruba guarouba*, *Ara chloropterus*, *Ara ambiguus* and black cockatoos of the genera *Probosciger* and *Calyptorhynchus*. It should be fed from the moment feathers begin to emerge until weaning.

It contains crude coconut oil, the most suitable vegetable fat for these species and papaya, which favours digestive transit.

Daily intake ranges between 7-10 ml of formula per 100 g of body weight per feeding session. The number of feeding sessions per day will depend on the parrot's age and species. In the case of the red-and-green macaw, for example, this product should start to be introduced progressively from 4-5 weeks of life.

— For more information see pages 9-14.

Analytical constituents: Crude protein 17.0 %, Crude fat 25.0 %.

Packaging: 5 kg bag



HAND-FEEDING FORMULAS

Ideal for hand-rearing parrot chicks



High Protein Hand Feeding

This follow-on hand-feeding formula is ideal for hand-rearing parrot species which need medium to low fat diets such as those of the genera *Amazona*, *Pionus*, *Psittacula*, *Pyrrhura* and *Pionites leucogaster*. It should be fed from the moment feathers begin to emerge until weaning.

It contains stable high-oleic sunflower oil which has the suitable fatty acid profile for these species. It also includes papaya which favours digestive transit.

Daily intake ranges between 7-10 ml of formula per 100 g of body weight per feeding session. The number of feeding sessions per day will depend on the parrot's age and species. In the case of Amazon parrots, for example, this product should start to be introduced progressively from 3 weeks of life.

— For more information see pages 9-14.

Analytical constituents: Crude protein 21.0 %, Crude fat 10.0 %.

Packaging: 1 kg and 5 kg bags.



HAND-FEEDING FORMULAS

Ideal for hand-rearing parrot chicks



Lory Special Hand Feeding

This follow-on hand-feeding formula is ideal for hand-rearing chicks of the *Loriini* tribe. It should be fed from the moment feathers begin to emerge until weaning.

It contains pollen and dehydrated hibiscus flower that contains antioxidants. It also includes papaya which favours digestive transit.

Daily intake ranges between 10-16 ml of formula per 100 g of body weight per feeding session. The number of feeding sessions per day will depend on the parrot's age and species. This product should start to be introduced progressively from 2 weeks of life.

— For more information see pages 9-14.

Analytical constituents: Crude protein 20.0 %, Crude fat 14.0 %.

Packaging: 1 kg and 5 kg bags.



HAND-FEEDING FORMULAS

Ideal for hand-rearing parrot chicks



Parrot Hand Feeding

This follow-on hand-feeding formula is a versatile formula for hand-rearing common parrot species such as those of the genus *Psittacula*, *Rosella*, *Aratinga*, *Pionites*, *Pyrrhura* and *Myiopsitta monachus*. It is not suitable for species with high fat requirements or species belonging to the family Cacatuidae (cockatoos) and the tribe Loriini (lories and lorikeets). It should be fed from the moment feathers begin to emerge until weaning.

It contains stable high-oleic sunflower oil which has the suitable fatty acid profile for these species. It also includes papaya which favours digestive transit.

Daily intake ranges between 7-10 ml of formula per 100 g of body weight per feeding session. The number of feeding sessions per day will depend on the parrot's age and species. This product should start to be introduced progressively from 10-15 days of life.

— For more information see pages 9-14.

Analytical constituents: Crude protein 22.0 %, Crude fat 14.0 %.

Packaging: 1 kg and 5 kg bags.



HAND-FEEDING FORMULAS

Ideal for hand-rearing parrot chicks



Mini Hand Feeding

This follow-on hand-feeding formula is ideal for hand-rearing small-sized parrot species of genera such as *Melopsittacus*, *Nymphicus*, *Agapornis*, *Neophema* and *Eolophus*. It should be fed from the moment feathers begin to emerge until weaning.

It contains dehydrated whole egg and fibre and mineral levels adjusted to these species' requirements.

Daily intake ranges between 10-16 ml of formula per 100 g of body weight per feeding session. The number of feeding sessions per day will depend on the parrot's age and species. In cockatiels, for example, this product should start to be introduced progressively from two weeks of life.

— For more information see pages 9-14.

Analytical constituents: Crude protein 21.5 %, Crude fat 10.0 %.

Packaging: 350 g, 1 kg and 5 kg bags.



HAND-FEEDING FORMULAS

Ideal for hand-rearing parrot chicks



Cockatoo Special Hand Feeding

This follow-on hand-feeding formula is ideal for hand-rearing cockatoo chicks. It is not suitable for black cockatoos of the *Probosciger* and *Calyptorhynchus* genera and for *Cacatua moluccensis*. For these species the **High Energy Plus Hand Feeding** and the **High Energy Hand Feeding** should be used respectively. It should be fed from the moment feathers begin to emerge until weaning.

It contains the optimal level of effective fiber for the well-being of the digestive tract of these species.

Daily intake ranges between 7-10 ml of formula per 100 g of body weight per feeding session. The number of feeding sessions per day will depend on the parrot's age and species. This product should start to be introduced progressively from three weeks of life.

— For more information see pages 9-14.

Analytical constituents: crude protein 21.0 %, crude fat 10.0 %.

Packaging: 1 kg and 5 kg bags.



HAND-FEEDING FORMULAS

Ideal for hand-rearing parrot chicks



Eclectus Special Hand Feeding

This follow-on hand-feeding formula is ideal for hand-rearing *Eclectus* parrot chicks. It should be fed from the moment feathers begin to emerge until weaning.

It contains high beta-carotene levels and dehydrated hibiscus flower that contains antioxidants. It also includes papaya which favours digestive transit.

Daily intake ranges between 7-10 ml of formula per 100 g of body weight per feeding session. The number of feeding sessions per day will depend on the parrot's age and species. This product should start to be introduced progressively from three weeks of life.

— For more information see pages 9-14.

Analytical constituents: Crude protein 20.0 %, Crude fat 15.0 %.

Packaging: 1 kg and 5 kg bags.



HAND-FEEDING FORMULAS



General Recovery

This formula is an ideal support food for sick and injured psittacine birds.

It is a complete formula designed to be a source of energy and easily assimilated nutrients to aid in the recovery of the bird. The use of this formula helps prevent dehydration and maintain the vital tone of animals in recovery. Due to its high content of sugars, it should not be fed to birds with crop candidiasis.

Daily intake will depend on the parrot's condition, age and species.

— For more information see pages 9-14.

Analytical constituents: Crude protein 35.0 %, Crude fat 19.0 %.

Packaging: 100 g and 700 g jars.

HAND-FEEDING FORMULAS

Ideal for hand-rearing parrot chicks

Soft Tubes

Soft tubes are the safest and cleanest method for administering hand-feeding formulas to parrots from early ages. Their rounded tip allows chicks to swallow them comfortably and voluntarily.

Soft tubes are available in a range of diameters suitable for different parrot species and developmental stages.

For African Grey Parrots:

The 5 ml tube is suitable for feeding early-age formula to chicks up to 7 days old.

The 10 ml tube is suitable for chicks up to 14 days.

The 20 ml tube is suitable until 4 weeks old.

From one month on, the 50 ml tube is recommended.

For cockatiels:

The 10 ml tube is used when pin feathers emerge, just when chicks are usually removed from the nest.

Some days later the 20 ml tube is recommended.

Sizes: 5 ml, 10 ml, 20 ml and 50 ml.



MAINTENANCE AND BREEDING FORMULA

SELECTOR

MADE WITH
NON GMO
INGREDIENTS

Formulas for juveniles

Maintenance formulas

Breeding formulas

Supplements



Psittacus / Ara sp
Poicephalus sp



Omega



High Energy



Omega



Parrot Maintenance



Parrot Breeder



High Energy Breeding



Calcium Grit Coarse



Silex Grit Coarse



Amazona sp / Cacatua sp
Pionus menstruus / Psittacula sp



Omega



High Protein



Parrot Maintenance



Parrot Breeder



High Protein Breeding



Calcium Grit Coarse



Silex Grit Coarse



Eclectus



Fruit



Omega



High Energy Breeding



Fruit



Omega



High Energy Breeding



Calcium Grit Coarse



Silex Grit Coarse



Aratinga solstitialis / Psittacula krameri
Nymphicus hollandicus
Eolophus roseicapilla / Platycercus sp



Mini



Microspheres® 20/10



Eggfood



Calcium Grit Fine



Silex Grit Coarse



Pyrrhura sp / Cyanoramphus
Agapornis sp / Forpus



Minor



Microspheres® 20/10



Eggfood



Calcium Grit Fine



Silex Grit Fine



Melopsittacus undulatus
Neophema / Nymphicus hollandicus
Psephotus / Platycercus



Micro



Microspheres® 20/10



Eggfood



Calcium Grit Fine



Silex Grit Fine



Loriini Tribe



Lory Gel+Lory Nectar



Lory Diet



Lory Pearls



Lory Gel



Frugivorous Neonatal Hand Feeding



Calcium Grit Fine



Silex Grit Fine

MAINTENANCE FORMULAS

Ideal for feeding outside the breeding season

Maintenance formulas are ideal for pet birds and breeding birds outside of the breeding season.

Maintenance formulas are complete formulas recommended for non-breeding birds and for breeding pairs outside the breeding season. Each pellet contains all necessary nutrients. This prevents the common problem of selection, since the pellets are consumed as complete nutritional packages. **Maintenance formulas** are designed to constitute 100 % of the bird's diet, although other foods such as fresh fruit and vegetables can be used to enhance dietary variety, enrichment, training and natural behaviours. It is important to make sure that the **PSITTACUS** maintenance diet is no less than 70 % of the bird's diet.

Lory Gel and **Lory Nectar** should be used as two complementary products which are ideal for feeding lorries. They are also found in our section of maintenance formulas.

Lory Diet is a complete food with intermediate features between the **Gel** and the **Nectar** that can be offered as staple food to most **Lory** species.

Finally, **Lory Pearls** is a complete micro-extruded diet for Lorries.

FEEDING RECOMMENDATIONS FOR MAINTENANCE FORMULAS



Actual size



Supplement with fresh fruit and vegetables to add variety to the diet.



Renew feeder with fresh food daily.



Do not add other vitamins or trace elements since the formula already contains the appropriate amount. Supplying these in excess can be harmful.



Ensure the bird has plenty of clean, fresh water at all times.



Close the bag after each use.

MAINTENANCE FORMULAS

Ideal for feeding outside the breeding season



High Energy

This maintenance formula is ideal for species which, in the wild, consume a significant amount of fruits and seeds from oleaginous plants such as those of the genera *Psittacus*, *Ara* and *Poicephalus*.

It contains a high fat level with a fatty acid profile suitable for these species.

Daily intake ranges from 5-12 % of the bird's body weight. Medium-sized species, such as the African grey parrot, will consume between 25-45 g per day. Ambient temperature influences intake.

— For more information see pages 29-31.

Analytical constituents: Crude protein 17.0 %, Crude fat 11.0 %.

Packaging: 800 g, 3 kg and 12 kg bags.



Diameter: 12 mm (0 15/32 in) (± 10 %)

Length: 8 mm (0 5/16 in) (± 10 %)



MAINTENANCE FORMULAS

Ideal for feeding outside the breeding season



High Protein

This maintenance formula is ideal for species which, in the wild, consume a significant amount of fruits and seeds with a low to moderate content of fat such as those of the genera *Amazona*, *Cacatua*, *Psittacula*, *Pionites* and *Pionus menstruus*.

It contains the precise protein level and the specific fatty acid profile which match the nutrient profile of wild foods for these species.

Daily intake ranges from 5-15 % of the bird's body weight. Medium-sized species, such as the blue-fronted amazon, will consume between 20-40 g per day. Ambient temperature influences intake.

— For more information see pages 29-31.

Analytical constituents: Crude protein 21.5 %, Crude fat 8.0 %.

Packaging: 800 g, 3 kg and 12 kg bags.



Diameter: 9.5 mm (0 3/8 in) (+/- 10 %)

Length: 6 mm (0 15/64 in) (+/- 10 %)



MAINTENANCE FORMULAS

Ideal for feeding outside the breeding season



Mini

This maintenance formula is ideal for small-sized species such as those of the genera *Nymphicus*, *Eolophus*, *Platycercus*, *Aratinga* and *Psittacula* which in the wild consume mostly seeds with low fat levels.

It contains a high level of starch and a low fat level to meet the requirements of this group of species. It also includes whole dry egg.

Daily intake ranges from 9-15 % of the bird's body weight. A cockatiel, for example, will consume between 7-15 g. Ambient temperature influences intake.

— For more information see pages 29-31.

Analytical constituents: Crude protein 15.1 %, Crude fat 7.5 %.

Packaging: 450 g, 3 kg and 12 kg bags.



Diameter: 5 mm (0 13/64 in) (+/- 10 %)



MAINTENANCE FORMULAS

Ideal for feeding outside the breeding season



Minor

This maintenance formula is ideal for small-sized psittacine birds such as those of the genera *Agapornis*, *Cyanoramphus*, *Pyrrhura* and *Forpus* which consume a great diversity of foods in the wild, including seeds, fruit, berries, leaves, buds and even some invertebrates.

It is a micro-extruded diet that contains the suitable nutrient profile to cover the needs of these species with such a wide feeding strategy.

Daily intake ranges from 10-18 % of the bird's body weight. Ambient temperature influences intake.

— For more information see pages 29-31.

Analytical constituents: Crude protein 18.0 %, Crude fat 10.0 %.

Packaging: 450 g, 3 kg and 12 kg bags.



Diameter: 2.5 mm (0 3/32 in) (+/- 10 %)



MAINTENANCE FORMULAS

Ideal for feeding outside the breeding season



Micro

This maintenance formula is ideal for small-sized species such as those of the genera *Melopsittacus*, *Nymphicus*, *Psephotus*, *Neophema* and *Platycercus* which consume mainly grass seeds.

It is a crumbled formula that contains a higher level of starch and a moderate level of calcium to mimic the composition of the seeds that these species consume in the wild.

Daily intake is around 10 % of the bird's body weight in the case of cockatiels and up to 18 % in the case of common budgerigars. Ambient temperature influences intake.

— For more information see pages 29-31.

Analytical constituents: Crude protein 16.0 %, Crude fat 7.5 %.

Packaging: 350 g, 1 kg and 5 kg bags.



MAINTENANCE FORMULAS

Ideal for feeding outside the breeding season



Omega

This formula is ideal for young birds of medium and large species up to one year of life. It can also be offered exclusively or as a complement to adult individuals of genera such as *Ara*, *Psittacus*, *Poicephalus* and *Eclectus*. In the case of *Eclectus*, **Omega** must be supplemented with plenty of sweet fruit. Other species such as those of the genera *Amazona*, *Cacatua* or *Psittacula* which tend to gain weight, should be switched to the appropriate maintenance formula after 1 year.

Due to its great palatability, Omega is the ideal product to transition birds from the hand feeding formula to the extruded formula. It is also used to convert birds from an all-seed diet to a pelleted one.

Daily intake ranges from 5-10 % of the animal's body weight. Medium-sized species such as the African grey parrot, will consume between 35-45 g. Ambient temperature influences intake.

— For more information see pages 29-31.

Analytical constituents: Crude protein 23.5 %, Crude fat 15.0 %.

Packaging: 800 g, 3 kg and 12 kg bags.



Diameter: 8.5 mm (0.21/64 in) (+/- 10 %)

Length: 17 mm (0.43/64 in) (+/- 10 %)



PSITTACUS

PROFESSIONAL

MAINTENANCE
OMEGA



MAINTENANCE FORMULAS

Ideal for feeding outside the breeding season

FEEDING RECOMMENDATIONS FOR LORY GEL, LORY NECTAR, LORY DIET AND LORY PEARLS.



Actual size



Offer both **Lory Gel** and **Lory Nectar** at the same time in separate feeders. Birds will consume the amount required of each formula according to their nutritional needs.



Whenever chicks are in the nest, it is recommended that the birds have also available **Frugivorous Neonatal Hand-feeding** or **Lory Special Hand-feeding**, depending on their age.




Ideally offer the foods dry, without added water. This will improve the consistency of the birds' droppings. However, it is also possible to mix the food with water until a creamy texture is obtained.

The Lory Pearls should be offered dry but it is advisable to offer plenty of sweet fruit to complement the diet.



Supplement with fresh fruit in order to add variety to the diet.



Renew dry food daily. If offered mixed with water, the food must be renewed within a few hours to avoid spoilage.



Do not add other vitamins or trace elements since the formula already contains the appropriate amount. Supplying these in excess can be harmful.



Ensure the bird has plenty of clean, fresh water at all times.



Close the bag after each use.

MAINTENANCE FORMULAS

Ideal for feeding outside the breeding season



Lory Gel

This maintenance formula is ideal for parrots of the Loriini tribe (lories and lorikeets).

For premium nutrition we recommend offering both **Lory Gel** and **Lory Nectar** together in separate feeders. Birds will consume the required amount of each product according to their nutritional needs. During breeding season, the intake of **Lory Gel** will be higher. It contains a higher level of protein.

Daily intake ranges from 8-16 g of dry **Gel** and **Nectar** per 100 g of body weight. Ambient temperature influences intake.

— For more information see pages 29-31 and 38.

Analytical constituents: Crude protein 17.0 %, Crude fat 8.0 %.

Packaging: 1 kg and 5 kg bags.



MAINTENANCE FORMULAS

Ideal for feeding outside the breeding season



Lory Nectar

This maintenance formula is ideal for parrots of the Loriini tribe (lories and lorikeets).

For premium nutrition we recommend offering both **Lory Gel** and **Lory Nectar** together in separate feeders. Birds will consume the required amount of each product according to their nutritional needs. During the non-breeding season, the intake of **Lory Nectar** will be higher. It contains a higher level of sugars.

Daily intake ranges from 8-16 g of dry **Gel** and **Nectar** per 100 g of body weight. Ambient temperature influences intake.

— For more information see pages 29-31 and 38.

Analytical constituents: Crude protein 7.0 %, Crude fat 3.0 %.

Packaging: 1 kg and 5 kg bags.



MAINTENANCE FORMULAS

Ideal for feeding outside the breeding season



Lory Diet

This maintenance formula is ideal for parrots of the Loriini tribe (lories and lorikeets).

It is a complete food which is very rich in sugars and contains dehydrated apple pulp, pollen and dried whole egg.

Daily intake ranges from 8-16 g of dry Lory Diet per 100 g of body weight. Ambient temperature influences intake.

— For more information see pages 29-31 and 38.

Analytical constituents: Crude protein 13.0 %, Crude fat 5.0 %.

Packaging: 5 kg and 15 kg bags.



MAINTENANCE FORMULAS

Ideal for feeding outside the breeding season



Lory Pearls

This maintenance formula is ideal for parrots of the Loriini tribe (lories and lorikeets).

It is a complete micro-extruded food. It contains dehydrated apple pulp. It is advisable to offer plenty of sweet fruit to complement the diet.

Daily intake ranges from 8-16 g per 100 g of body weight. Ambient temperature influences intake.

— For more information see pages 29-31 and 38.

Analytical constituents: Crude protein 16.0 %, Crude fat 7.0 %.

Packaging: 800 g and 12 kg bags.



MULTI-SPECIES DRY FOODS

Suitable for medium and large parrot species

Multi-species formulas are generic, non-specific foods suitable for several species of medium and large parrots (*Amazona*, *Psittacus*, *Cacatua*, *Ara*, *Aratinga*).



PARROT MAINTENANCE

PARROT BREEDER

Actual size

FEEDING RECOMMENDATIONS FOR PARROT MAINTENANCE



Recommended for non-breeding birds and for breeding pairs outside the breeding season.



Supplement with fresh fruit and vegetables to add variety to the diet.



Renew feeder with fresh food daily.



Do not add other vitamins or trace elements since the formula already contains the appropriate amount. Supplying these in excess can be harmful.



Ensure the bird has plenty of clean, fresh water at all times.



Close the bag after each use.

FEEDING RECOMMENDATIONS FOR PARROT BREEDER



Recommended for breeding birds during the breeding season.



Supplement with fresh fruit and vegetables to add variety to the diet.



Renew feeder with fresh food daily.



Do not add other vitamins or trace elements since the formula already contains the appropriate amount. Supplying these in excess can be harmful.



Ensure the bird has plenty of clean, fresh water at all times.



Close the bag after each use.

MULTI-SPECIES DRY FOODS

Suitable for medium and large parrot species



Parrot Maintenance

This versatile maintenance formula is ideal for a diverse group of medium and large parrot species such as those of the genera *Psittacus*, *Ara*, *Amazona*, *Cacatua*, *Pionites*, *Pionus*, *Myiopsitta* and *Psittacula*.

It is formulated to meet the nutritional needs of a wide range of species outside the breeding season. This product stands out for its palatability and it is readily accepted by the birds from the first moment.

Daily intake ranges from 5-12 % of the bird's body weight. Ambient temperature influences intake.

— For more information see pages 29, 30 and 43.

Analytical constituents: Crude protein 15.5 %, Crude fat 7.0 %.

Packaging: 3 kg and 15 kg bags.



Diameter: 6 mm (0 15/64 in) (+/- 10 %)

Length: 7 mm (0 9/32 in) (+/- 10 %)



MULTI-SPECIES DRY FOODS

Suitable for medium and large parrot species



Parrot Breeder

This versatile breeding formula is ideal for a diverse group of medium and large parrot species such as those of the genera *Psittacus*, *Ara*, *Amazona*, *Cacatua*, *Pionites*, *Pionus*, *Myiopsitta* and *Psittacula*.

It is formulated to meet the increased nutritional requirements of a wide range of species during the reproductive stage and to stimulate and facilitate reproduction. This product stands out for its palatability and it is readily accepted by the birds from the first moment.

Daily intake ranges from 5-12 % of body weight. Ambient temperature influences intake.

— For more information see pages 29, 30 and 43.

Analytical constituents: Crude protein 21.6 %, Crude fat 11.0 %.

Packaging: 3 kg and 15 kg bags.



Diameter: 6 mm (0 15/64 in) (± 10 %)

Length: 7 mm (0 9/32 in) (± 10 %)



BREEDING FORMULAS

Ideal for stimulating reproduction

Breeding formulas are complete formulas recommended for breeding birds during the breeding season. Each pellet contains all necessary nutrients. This prevents the common problem of selection, since the pellets are consumed as complete nutritional packages. Breeding formulas are designed to constitute 100 % of the bird's diet, although other foods such as fresh fruit and vegetables can be used to enhance dietary variety, enrichment, training and natural behaviours. It is important to make sure that the Psittacus breeding diet is no less than 70 % of the bird's diet. These foods have been specifically designed to stimulate reproduction.

Breeding formulas contain high levels of protein with a suitable amino acid profile for this life stage, special attention has been given to their profile of fatty acids and the content of Omega-6 and Omega-3. The concentration of vitamins and antioxidants of these formulas is much higher than that of in the maintenance formulas in order to cover the greater nutritional requirements during breeding.

FEEDING RECOMMENDATIONS FOR BREEDING FORMULAS



Actual size



Formulas intended for breeding pairs during breeding season.



Supplement with fresh fruit and vegetables to add variety to the diet.



Renew feeder with fresh food daily.



Do not add other vitamins or trace elements since the formula already contains the appropriate amount. Supplying these in excess can be harmful. However we recommended that breeding birds have **Calcium Grit** available at all times which will allow them to meet the increased calcium demands of egg-laying.



Ensure the bird has plenty of clean, fresh water at all times.



Close the bag after each use.

BREEDING FORMULAS

Ideal for stimulating reproduction



High Energy Breeding

This breeding formula is ideal for species which, in the wild, consume a significant amount of fruits and seeds from oleaginous plants such as those of the genera *Psittacus*, *Ara* and *Poicephalus*.

It contains high quality protein and a fatty acid profile **rich in palmitic acid** to stimulate and support reproduction.

Daily intake ranges from 5-10 % of the bird's body weight. Medium-sized species, such as the African grey parrot, will consume between 25-45 g. Ambient temperature influences intake.

— For more information see pages 29, 30 and 46.

Analytical constituents: Crude protein 23.5 %, Crude fat 15.0 %.

Packaging: 12 kg bag.



Diameter: 8.5 mm (0 21/64 in) (+/- 10 %)

Length: 8.5 mm (0 21/64 in) (+/- 10 %)



BREEDING FORMULAS

Ideal for stimulating reproduction



High Protein Breeding

This breeding formula is ideal for species which, in the wild, consume a significant amount of fruits and seeds with a low to moderate content of fat such as those of the genera *Amazona*, *Cacatua*, *Psittacula*, *Pionites* and *Pionus menstruus*.

It contains high quality protein and a fatty acid profile **rich in oleic acid** to stimulate and support reproduction.

Daily intake ranges from 5-10% of the bird's body weight. A blue-fronted amazon, for example, will consume between 20-35 g daily. Ambient temperature influences intake.

— For more information see pages 29, 30 and 46.

Analytical constituents: Crude protein 24.5 %, Crude fat 12.0 %.

Packaging: 12 kg bag.



Diameter: 9.5 mm (0 3/8 in) (+/- 10 %)

Length: 7 mm (0 9/32 in) (+/- 10 %)



BREEDING FORMULAS

Ideal for stimulating reproduction

BREEDING FORMULAS

Ideal for stimulating reproduction



FEEDING RECOMMENDATIONS FOR MICROSPHERES® 20/10

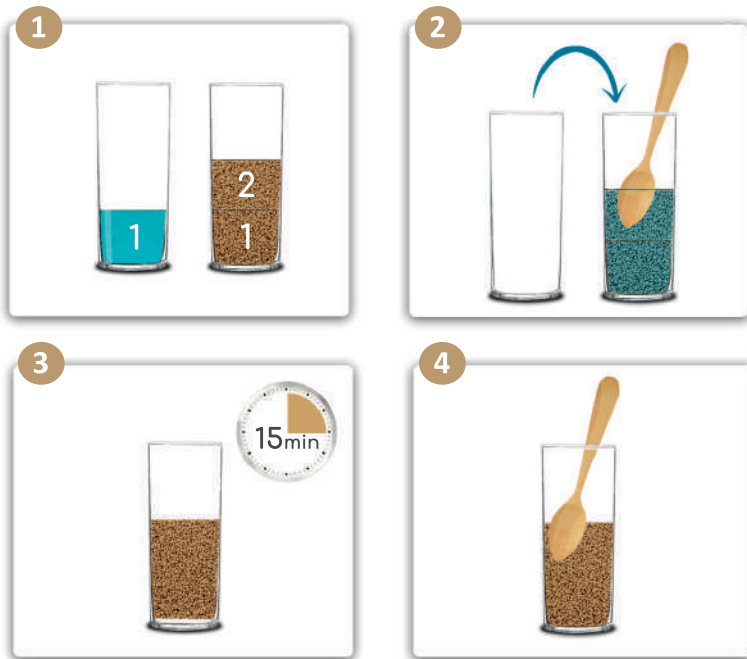


Actual size

Microspheres® 20/10 have been developed to provide rapid hydration while maintaining their spherical shape intact.

They can be offered either dry or wet. As a moist food, they are excellent to stimulate breeding pairs to feed their chicks. **Microspheres® 20/10** can also be offered mixed with other foods, such as **Psittacus Eggfood** or chopped vegetables. Make sure to add only enough water to create a moist, loose and non-sticky mixture as this is the texture which is most preferred by the birds.

HOW TO PREPARE MICROSPHERES® 20/10



- 1 Pour two parts of **Microspheres® 20/10** in a bowl.
- 2 Add approximately 1 part water and mix
- 3 Let it stand for a minimum of 15 minutes.
- 4 Break up the mixture and serve directly, or add dry **Eggfood** and/or vegetables. The amount of water used to hydrate the **Microspheres® 20/10** will depend on the amount of added dry Eggfood.



How to prepare
Microspheres®

Microspheres® 20/10

This breeding formula is ideal for small parrots such as those of the genera *Nymphicus*, *Pyrrhura*, *Agapornis*, *Melopsittacus*, *Pyrrhura*, *Aratinga*, *Psittacula*, *Eolophus*, *Platycercus*, *Cyanoramphus*, *Forpus*, *Neophema* and *Psephotus*. It is designed to supplement the diet of the breeding pairs when they are rearing chicks.

It is a rich micro-extruded formula especially recommended during the breeding season when it should be used as a moist base for **Eggfood**. This mix should be offered in addition to the maintenance formula to stimulate reproduction and especially when there are chicks in the nest.

Since it has been formulated as a complete food, there are no consumption restrictions and it can be offered as often and as much as required. Ambient temperature influences intake.

— For more information see pages 29, 30 and 49.

Analytical constituents: Crude protein 20.0 %, Crude fat 10.0 %.

Packaging: 800 g and 3 kg bags.



Diameter: 2.5 mm (0 3/32 in) (+/- 10%)



BREEDING FORMULAS

Ideal for stimulating reproduction

BREEDING FORMULAS

Ideal for stimulating reproduction



FEEDING RECOMMENDATIONS FOR EGGFOOD

EGGFOOD

Actual size



Psittacus Eggfood is a balanced diet, intended to be used as a supplement to breeding pairs with chicks in the nest.

+ FORMULA



Do not use as an exclusive diet.



Offer it dry in a separate feeder or mixed with hydrated **Microspheres® 20/10**.



Renew feeder with fresh food daily.



Do not add other vitamins or trace elements since the formula already contains the appropriate amount. Supplying these in excess can be harmful.



Ensure the bird has plenty of clean and fresh water available at all times.



Close the bag after each use.

Eggfood

This formula is ideal for small species such as those of the genera *Nymphicus*, *Pyrrhura*, *Agapornis*, *Melopsittacus*, *Pyrrhura*, *Aratinga*, *Psittacula*, *Eolophus*, *Platyercus*, *Cyanoramphus*, *Forpus*, *Neophema* and *Psephotus*. It is designed to supplement the diet of the breeding pairs when they are rearing chicks.

It is rich in dried whole egg. It can be offered dry or mixed with hydrated **Microspheres® 20/10**. This mix should be offered in addition to the maintenance formula to stimulate reproduction and especially when there are chicks in the nest. It is advisable not to use it as an exclusive diet.

Daily intake will vary greatly depending on the number and stage of development of the offspring.

— For more information see pages 29, 30 and 51.

Analytical constituents: Crude protein 22.0 %, Crude fat 15.0 %.

Packaging: 1 kg and 5 kg bags.



SUPPLEMENTS


In **PSITTACUS** we focus all our efforts on the development of specific complete foods which guarantee an optimum and balanced nutrition. Even so, the supply of some complementary foods is recommended and important in some cases and may be perfectly justified in others.

This is the case of flint and calcium grits. The supply of flint sand (**Silex Grit**) is highly recommended because it guarantees the correct functioning of the gizzard and the digestive tract of granivorous birds. This is true regardless of whether they are ingesting whole seeds or complete foods.

On the other hand, the availability of **Calcium Grit** is especially important in bird species with large clutches, in which calcium requirements may occasionally exceed the levels in the complete food itself.

A completely different case is that of the **Vitamin-Mineral Supplement**. The use of this supplement is completely inadvisable when birds are exclusively ingesting a complete food. On the other hand, its use is highly advisable in diets based on seed mixtures, since they are inherently deficient in some nutrients. In mixed diets of seeds and pellets, the level of inclusion of this supplement in the diet should be calculated according to the proportion of one or the other type of food.

Sprouting Helper is a very useful product for those who prepare and supply sprouts. It facilitates their preparation and increases their shelf life.



Actual size

FEEDING RECOMMENDATIONS FOR SILEX GRIT



We recommend that our **Silex Grit** is freely available at all times in a separate feeder to all birds with granivorous feeding strategies. This is especially important in small-sized species highly specialized in grass seeds.



For bigger species, it will be enough to add a few grams of **Silex Grit** on the diet periodically (every 7-15 days).



The version **Fine** or **Coarse** should be chosen according to the size of the species.

SUPPLEMENTS

FEEDING RECOMMENDATIONS FOR CALCIUM GRIT



Calcium grit should be available all year round. Consumption is especially high during laying stages in females and growing periods in juvenile birds.



It is recommended to be fed in a separate feeder. **Calcium Grit Coarse** can also be mixed together with the diet.



Close the bag after each use.

FEEDING RECOMMENDATIONS FOR VITAMIN-MINERAL SUPPLEMENT



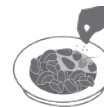
It is advisable to mix the product with moist foods, such as germinated seeds, fruits and vegetables. The product should adhere to the food.



Daily dose should be 4 % of the dry weight of seeds offered.



The moist mixture enriched with this product should not be available to birds for more than 8 hours, or less time in higher ambient temperatures.



Supplement only the non-balanced part of the diet. Birds whose staple diet consist of at least 70 % of a **Psittacus** complete formula should not be supplemented.



Close the jar after each use.

FEEDING RECOMMENDATIONS FOR SPROUTING HELPER



Minimizes the risk of fungal and bacterial growth.



Add it to the water used for rinsing and hydrating the seeds for sprouting. Dose: 1-2 ml of Sprouting Helper per litre of water.



Indicated to extend the potable life of drinking water. Dose: 0.25-0.5 ml per litre of water.

Silex Grit Fine/Coarse

This supplement is specially indicated for small highly granivorous psittacine birds such as those of the genera *Nymphicus*, *Pyrrhura*, *Agapornis*, *Melopsittacus*, *Pyrrhura*, *Aratinga*, *Psittacula*, *Eolophus*, *Platyercus*, *Cyanoramphus*, *Forpus*, *Neophema* and *Psephotus*. However, it is also recommended for other granivorous species of larger size such as those of the genera *Psittacus*, *Ara*, *Poicephalus*, *Amazona*, *Cacatua*, *Pionus menstruus*, *Psittacula* and *Eclectus*.

This flint sand is calibrated to the optimum size: 0.8-1.2 mm for small species and 1-2 mm for larger species.

Its consumption is essential to guarantee an optimal functioning of the gizzard and the digestive tract in general. Its function is purely mechanical and it should not be confused with **Calcium Grits** which have a nutritional function as a calcium source. Contrary to what happens with calcium grits, **Silex Grit Fine** and **Silex Grit Coarse** are insoluble and are not dissolved by gastric acids in the gizzard.

Birds will regulate their intake of **Silex Grit** according to their needs. The amount consumed will depend on the species and the diet offered. Species highly specialised in the consumption of grass seeds will require a higher intake of **Silex Grit**.

— For more information see pages 29, 30, 53 and 54.

Packaging Silex Grit Fine: 1 kg jar.
Packaging Silex Grit Coarse: 1.5 kg jar.



Calcium Grit Fine/Coarse

These supplements are a voluntary calcium source for birds. **Calcium Grit Fine** is especially designed for small species such as those of the genera *Nymphicus*, *Pyrrhura*, *Agapornis*, *Melopsittacus*, *Pyrrhura*, *Aratinga*, *Psittacula*, *Eolophus*, *Platyercus*, *Cyanoramphus*, *Forpus*, *Neophema* and *Psephotus*. On the other hand, **Calcium Grit Coarse** is designed for medium and large species such as those of the genera *Psittacus*, *Ara*, *Poicephalus*, *Amazona*, *Cacatua*, *Psittacula*, *Eclectus* and *Pionus menstruus*.

They have been designed to correct calcium deficiencies inherent in seed mixtures and to provide for the increased calcium demands during egg-laying and growth. Birds are perfectly capable of self-regulating the intake of calcium-rich foods according to their needs.

Daily intake ranges from 0-2 % of dry diet. **Calcium Grit** should be freely available in a separate feeder or it can be mixed with the other ingredients of the diet.

— For more information see pages 29, 30, 53 and 54.

Analytical constituents: Calcium 37.7 % (fine), Calcium 37.5 % (coarse).

Packaging Calcium Grit Fine: 2 kg bag.

Packaging Calcium Grit Coarse: 8 kg bag.



Vitamin-Mineral Supplement

This supplement is indicated for granivorous psittacine birds. It should be used exclusively to supplement diets based on seed mixtures.

It is ideal to correct vitamin, mineral and trace element deficiencies of seed mixtures. This powdered product is designed to be incorporated to the moist part of the diet (sprouts, boiled seeds, fruit and/or vegetables). The moist mixture enriched with this product should not be available to birds for more than 8 hours. If left in place for too long bacterial and fungal growths will unavoidably take place and could put the health of the birds at risk.

Daily dose should be 4 % of the dry weight of seeds offered.

— For more information see pages 29, 30, 53 and 54.

Analytical constituents: Crude protein 30.0 %, Crude fat 9.0 %.

Packaging: 100 g and 700 g jar.



Sprouting Helper

This complement is ideal for facilitating the production of sprouts.

It contains citrus extracts which minimise the risk of fungal and bacterial growth. It is also ideal to extend the potable life of drinking water.

For sprouts: Use a solution of 1-2 ml of Sprouting Helper per litre of water.

For drinking water: Use a solution of 0.25-0.5 ml of Sprouting Helper per litre of water.

— For more information see pages 53-54.

Packaging: 250 ml dosing bottle.



GUARANTEED ANALYSIS OF HAND-FEEDING FORMULAS AND SUPPLEMENTS

Hand-Feeding Formulas

Supplements

Parameter	Unit	High Energy HF	High Energy Plus HF	High Protein HF	Lory Special HF	Parrot HF	Mini HF	Cockatoo Special HF	Eclctus Special HF	General Recovery	Psittacine Crop Milk	Frugivorous Psittacine Crop Milk	Neonatal Hand Feeding	Frugivorous Neonatal	Calcium Grit Fine	Calcium Grit Coarse	Sillex Grit Fine/Coarse	Vitamin Mineral
Humidity	%	8.0	8.0	8.0	8.0	8.0	8.0	8.0	8.0	6.0	6.0	6.0	8.0	8.0	3.0	3.0	5.0	7.0
Metabolic energy	Kcal/Kg	3,800	3,900	3,210	3,390	3,530	3,190	3,130	3,470	3,910	4,920	4,370	3,710	3,720	0	0	0	2,600
Crude Protein	%	18.0	17.0	21.0	20.0	22.0	21.5	21.0	20.0	35.0	44.0	39.0	24.0	29.0	0	0	0	30.0
Methionine	%	0.5	0.5	0.6	0.6	0.6	0.6	0.6	0.6	1.1	1.4	1.3	0.7	0.9	0	0	0	1.6
Lysine	%	1.0	1.0	1.1	1.2	1.3	1.2	1.2	1.1	2.2	2.9	2.5	1.5	1.8	0	0	0	1.1
Crude Fat	%	20.0	25.0	10.0	14.0	14.0	10.0	10.0	15.0	19.0	40.0	29.5	20.0	19.0	0	0	0	9.0
Crude Fibre	%	4.0	4.0	4.0	4.5	4.0	4.0	5.7	4.6	0.2	2.4	2.8	4.1	3.8	0	0	0	3.7
Ash	%	8.0	8.0	7.0	5.7	7.0	7.0	5.9	5.8	5.9	6.7	6.7	6.9	5.4	95.5	95.5	95.0	17.0
Calcium	%	0.9	0.9	0.9	0.7	0.9	0.6	0.6	0.8	0.8	0.8	0.8	0.9	0.8	37.7	37.5	0	3.1
Av. Phosphorous	%	0.5	0.5	0.4	0.4	0.4	0.4	0.4	0.4	0.4	0.6	0.5	0.5	0.5	0.1	0.1	0	1.9
Vit. A retinol	U.I./Kg	4,100	4,600	4,700	3,300	5,250	4,600	4,400	4,800	5,000	4,000	4,000	4,000	4,100	0	0	0	127,000
Vit. A activ.	U.I./Kg	90,000	25,000	45,000	50,000	46,900	35,000	35,000	65,000	50,000	125,000	100,000	65,000	55,000	0	0	0	540,000
Vit. D3	U.I./Kg	1,100	1,100	1,100	1,000	1,100	1,100	1,100	1,100	1,500	1,200	1,300	1,000	1,200	0	0	0	38,000
Vit. E	mg/Kg	300	300	250	240	270	270	270	300	500	300	330	300	300	0	0	0	10,000
Vit. C	mg/Kg	200	200	210	150	200	200	200	170	300	200	200	200	240	0	0	0	5,000
Vit. K3	mg/Kg	5.0	5.0	5.0	4.5	5.0	5.0	5.0	5.0	5.0	5.0	5.0	5.0	5.0	0	0	0	125
Vit. B1	mg/Kg	25	25	25	22	39	25	25	25	40	25	25	25	25	0	0	0	800
Vit. B2	mg/Kg	20	20	20	17	30	20	20	20	30	20	20	20	20	0	0	0	700
Vit. B6	mg/Kg	25	25	25	22	35	25	25	25	35	25	25	25	25	0	0	0	800
Vit. B12	mcg/Kg	100	100	100	85	120	100	100	100	120	100	100	100	100	0	0	0	3,000
Pantothenic acid	mg/Kg	20	20	20	17	30	20	20	20	30	20	20	20	20	0	0	0	700
Nicotinic acid	mg/Kg	125	125	125	105	130	125	125	125	130	125	125	125	125	0	0	0	3,200
Folic acid	mg/Kg	5.0	5.0	5.0	4.0	7.0	5.0	5.0	5.0	7.0	5.0	5.0	5.0	5.0	0	0	0	160
Biotin	mcg/Kg	800	800	800	700	1,000	800	800	800	1,100	800	800	800	800	0	0	0	25,000
Choline	mg/Kg	1,500	1,600	1,700	1,200	1,900	1,700	1,600	1,400	1,800	1,400	1,600	1,300	1,500	0	0	0	45,000
B-carotene	mg/Kg	50	12	25	30	25	18	18	37	27	70	60	40	33	0	0	0	250
Manganese	mg/Kg	70	78	81	57	89	79	77	78	79	65	65	60	69	0	0	0	1,780
Iodine	mg/Kg	0.8	0.9	0.9	0.7	0.9	0.9	0.9	0.9	1.0	0.8	0.8	0.7	0.8	0	0	0	25
Zinc	mg/Kg	54	77	56	47	72	54	56	50	45	56	50	56	52	0	0	0	770
Iron	mg/Kg	168	172	166	110	229	143	133	140	125	105	106	169	153	0	0	0	1,280
Copper	mg/Kg	7.0	7.0	8.0	6.0	9.0	8.0	7.0	6.0	6.0	6.0	6.0	7.0	6.0	0	0	0	24
Selenium	mcg/Kg	280	300	300	230	300	300	300	300	340	240	210	240	280	0	0	0	8,500

GUARANTEED ANALYSIS OF MAINTENANCE, BREEDING AND MULTI-SPECIES FORMULAS

Maintenance Formulas

Breeding Formulas

Multi-species

Parámetro	Unidad	High Energy	High Protein	Mini	Minor	Micro	Omega	Lory Gel	Lory Nectar	Lory Diet	Lory Pearls	Microspheres® 20/10	Eggfood	High Energy Breeding	High Protein Breeding	Parrot Maintenance	Parrot Breeder
Humidity	%	8.0	8.0	8.0	8.0	10.0	8.0	8.0	6.0	8.0	8.0	8.0	10.0	8.0	8.0	8.0	8.0
Metabolic energy	Kcal/Kg	3,220	3,050	3,210	3,380	3,380	3,480	3,100	2,570	2,870	2,390	3,380	3,740	3,480	3,320	3,150	3,210
Crude Protein	%	17.0	21.5	15.1	18.0	16.0	23.5	17.0	7.0	13.0	16.0	20.0	22.0	23.5	24.5	15.5	21.6
Methionine	%	0.4	0.5	0.3	0.5	0.5	0.7	0.5	0.2	0.5	0.8	0.6	0.6	0.7	0.7	0.3	0.5
Lysine	%	1.0	1.2	0.8	0.9	0.8	1.4	0.9	0.4	0.8	0.3	1.0	1.2	1.4	1.5	0.9	1.2
Crude Fat	%	11.0	8.0	7.5	10	7.5	15.0	8.0	3.0	5.0	7.0	10.0	15.0	15.0	12.0	7.0	11.0
Crude Fibre	%	4.4	5.1	4.3	4.0	3.2	5.1	4.3	4.8	3.7	11.5	4.0	3.5	5.1	5.2	4.5	4.9
Ash	%	5.2	5.7	4.3	4.8	4.1	5.8	4.4	3.2	3.6	3.4	4.8	4.9	5.8	6.0	5.2	5.7
Calcium	%	0.7	0.8	0.5	0.5	0.4	0.8	0.6	0.3	0.6	0.6	0.5	0.6	0.8	0.8	0.7	0.7
Av. Phosphorous	%	0.3	0.3	0.3	0.3	0.3	0.3	0.3	0.2	0.3	0.3	0.3	0.4	0.3	0.4	0.4	0.4
Vit. A retinol	U.I./Kg	4,000	4,000	4,000	5,000	5,000	4,700	3,300	2,500	2,750	4,000	5,000	5,000	4,700	4,800	4,000	4,000
Vit. A activ.	U.I./Kg	20,000	20,000	20,000	30,000	25,000	60,000	40,000	50,000	30,000	20,000	25,000	55,000	60,000	25,000	20,000	25,000
Vit. D3	U.I./Kg	1,300	1,400	1,100	1,100	1,100	1,500	1,000	550	800	800	1,100	1,400	1,500	1,500	1,500	1,500
Vit. E	mg/Kg	240	190	300	250	210	400	180	110	140	200	250	230	400	300	190	350
Vit. C	mg/Kg	140	100	100	200	200	200	75	35	50	55	200	200	200	200	100	150
Vit. K3	mg/Kg	4.0	4.0	4.0	4.0	5.0	5.0	4.2	2.5	3.3	5.0	5.0	5.0	5.0	5.0	4.0	5.0
Vit. B1	mg/Kg	20	20	20	20	25	25	20	14	20	40	25	25	25	25	20	25
Vit. B2	mg/Kg	16	16	16	16	20	20	16	10	13	30	20	20	20	20	16	20
Vit. B6	mg/Kg	20	20	20	20	25	25	20	14	17	35	25	25	25	25	20	25
Vit. B12	mcg/Kg	80	80	80	80	100	100	80	50	65	120	100	100	100	100	80	100
Pantothenic acid	mg/Kg	16	16	16	16	20	20	16	10	13	30	20	20	20	20	16	20
Nicotinic acid	mg/Kg	100	100	100	100	125	125	100	65	80	130	125	125	125	125	100	125
Folic acid	mg/Kg	4.0	4.0	4.0	4.0	5.0	5.0	4.0	2.5	3.2	7.0	5.0	5.0	5.0	5.0	4.0	5.0
Biotin	mcg/Kg	700	700	700	700	800	800	700	400	550	1,100	800	800	800	800	700	800
Choline	mg/Kg	1,400	1,400	1,400	1,400	1,800	1,700	1,100	900	1,000	1,500	1,800	1,800	1,700	1,700	1,400	1,500
B-carotene	mg/Kg	10	10	12	15	12	40	22	30	16	10	15	30	40	15	10	10
Manganese	mg/Kg	72	60	70	85	76	81	55	39	46	70	86	76	81	84	70	74
Iodine	mg/Kg	0.8	0.8	0.8	1.0	1.0	1.0	0.7	0.5	0.6	0.8	1.0	1.0	1.0	1.0	0.8	0.8
Zinc	mg/Kg	60	49	49	58	72	57	55	24	40	60	59	63	57	60	58	59
Iron	mg/Kg	155	68	109	120	75	148	89	70	89	80	125	87	148	155	151	148
Copper	mg/Kg	8.0	6.0	6.0	7.0	7.0	8.0	7.0	3.0	5.0	10.0	8.0	7.0	8.0	8.0	6.0	8.0
Selenium	mcg/Kg	270	270	270	300	300	300	230	170	190	250	300	300	300	300	270	280



Psittacus Catalonia, S.L.

C/ Àfrica, 1, Pol. Ind. Can Mora
08459 St. Antoni de Vilamajor (Spain)

T. +34 93 841 12 67

info@psittacus.com

www.psittacus.com

Follow us on



YouTube

PSITTACUSTV



March 2022 edition

PSITTACUS 